

E-portfolios Month May 2011

A series of four free web conferencing sessions promoting local or disciplinary themes.

Summary of sessions:

2 May - 5.00pm AEST

Strategies for creating/maintaining local e-portfolio communities of practice

10 May - 10.30am AEST

E-portfolios for the professions

17 May - 8.00am AEST

E-portfolios for the trades (vocational education, career-technical education)

23 May - 10.30am AEST

e-Gems session - Strategies for implementing e-portfolios in your organisation

To join [click here](#)

epcop.net.au



Webinar
May 10

eportfolio communities of practice



VET E-portfolios

Community of Practice

Professions: Teaching, Nursing, Dental Hygiene, Midwifery

Presenters:

- 1. Pauline Wilson – VIC, AU**
- 2. Una Daly & Phyllis Spragge – CA, USA**
- 3. Bec James-Mobbs – SA, AU**
- 4. Sarah Stewart – Otago, NZ**

E-portfolios in Teaching

Presented by Pauline Wilson



2010 Victorian Ace Awards -
Outstanding Ace Organisation



Award Winner

YNH SERVICES YARRAWONGA



E-learning Innovations

Australian Flexible Learning Framework

flexiblelearning.net.au/innovations



Australian Government

Department of Education, Employment and Workplace Relations

Empowering Trainers to Empower Learners

Reflect and Connect



Facilitate e-Learning

Profile Information



I am currently a student of YNHServices, studying Cert IV in TAA. It has been a while since I've studied but I'm grateful of the opportunity that I am able to do so. I am passionate about making a difference in people's lives in general. Doing this course will certainly give me the opportunity to explore other interest within the workplace and also enhance my skills to demonstrate knowledge and understanding of what adult education is all about!

Sisi Howard

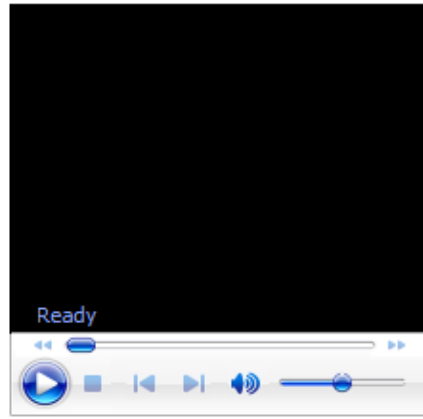
Yarrowonga, VIC 3730

Australia

- First Name: Sisi
- Last Name: Howard

Embedded Media

PhotoStory1.wmv



File(s) to Download

- [TASK 6 In...ail.docx](#)
173.3KB | Saturday, 12 June 2010 | [Details](#)
- [TASK 7 Cr...ies.docx](#)
21.3KB | Monday, 14 June 2010 | [Details](#)
- [TASK 8 Player Log](#)
70KB | Saturday, 12 June 2010 | [Details](#)
- [TASK 9 Le...vey.docx](#)
13.5KB | Monday, 14 June 2010 | [Details](#)
- [TASK 9 Re...nce.docx](#)
20.7KB | Sunday, 13 June 2010 | [Details](#)
- [TASK 1 Ob...tes.docx](#)
215.8KB | Saturday, 12 June 2010 | [Details](#)
- [Task 10.docx](#)
12.3KB | Sunday, 27 June 2010 | [Details](#)
- [TASK 2 E...Plan.doc](#)
84.5KB | Tuesday, 15 June 2010 | [Details](#)
- [TASK 2 Pr...file.doc](#)
56KB | Monday, 14 June 2010 | [Details](#)
- [TASK 3 Quizz.docx](#)
281KB | Saturday, 12 June 2010 | [Details](#)
- [TASK 4 IN...NTS.docx](#)
22.4KB | Saturday, 12 June 2010 | [Details](#)
- [TASK 5 3 ...ons.docx](#)

Reflect and Connect



Connect and Reflect 2011: Ian Hall

This is the main link for all assessments for Connect and Reflect 2011 with links to the other views. I have loved this enriching course for 2011. Thanks to all trainers

Reflect and Connect 2011 Voice Thread
<http://ivoicethread.com/share/1049815/>

PowerPoint 2010 of My Journey in Reflect and Connect 2011
 This is the link for slideshare <http://www.slideshare.net/ihall2057/my-journey-ian-hall-in-reflect-and-connect-2011>
 I have place it on Windows Live for all to view as well. Here is the link to view in PowerPoint. Feedback appreciated
<https://www.live.com/feeds.aspx?resid=9237820502378197>

OUTLINE OF REFLECT AND CONNECT 2011
 Reflect a...2011.pdf
 565,493 | Monday, 25 April 2011 | Details

Book on Reflect and Connect 2011
 Ian_Hall_2011.pdf
 1,388 | Thursday, 14 April 2011 | Details

My PLN and My PLE

LINKS TO TWITTER AND FACEBOOK

Tweet
 FACEBOOK

Interests

Mind Mapping
 Word Puzzles

Journey of Reflect and Connect 2011

Reflect & Connect 2011

Assignments and e-learning items associated with my recent Reflect & Connect course

Profile Information

- First Name: Gayle
- Last Name: Webster
- Town: Lakes Entrance
- Country: Australia
- Occupation: Neighbourhood House Coordinator

my e journey
 My e-Journey
 Last updated on 04 May 2011, 2:00 PM

Community of Practice 2011

Wikispaces : teamb2011randc : home - edits
 Wikispaces : teamb2011randc : home - edits
 Page edits at Wikispaces : teamb2011randc : home
 Last updated on 04 May 2011, 2:00 PM

Personal Learning Network 2011

Penny's View

About Me
 Penny Bentley is an Australian secondary maths and science teacher who has left classroom teaching and is moving into online education. She is interested in using technology to enhance student engagement, motivation and learning. Penny is currently tutoring students in her community and completing her Cert IV in Training and Education. She is also participating in Reflect and Connect, a course designed for educators reflect on their professional practice and create an online portfolio. She connects with educators via social media. Please click on the Facebook and Twitter badges below to view her online network.

My challenge is to engage and motivate students like this one.

Professional Development Blog
 CLOUD about education and change
 & Items for Your Tweets?

My Photos
 One of my favorite activities is to wander around with my digital camera and take close up images. I love to see what is normally overlooked. Please follow this link to view my images in flickr:
www.flickr.com/photos/pentbent/

Interests
 Education, Web Tools, Reading, Photography

Reflect and Connect Artifacts

Reflect and Connect 2011

This is the view that I have created for my Reflect and Connect 2011 course. It consists of the required evidence for CHCORG426A Reflect on and improve Own Professional Practice.

Profile Information
 Welcome to my view for Reflect and Connect - a course which provides evidence of my continuing commitment to improving, sharing and reflecting.

- Blog Address: <http://www.prawlins.com/blogspot.com>
- Occupation: Language and Literacy Coordinator
- Industry: Adult Community Education
- Email Address: literacy@paw@gmail.com

My PLN Journey
 Please click on the link:
<http://www.slideshare.net/PauRawlinson1/paul-rs-ipln-journey>

My Blog - Paul R's Connection
 Please visit my blog at www.prawlins.com/blogspot.com. I have called it Paul R's Connection, not only as a means to connect with other teaching practitioners, but also as a way to connect with my own thoughts, ideas, experiences and reflections. I started this blog at the beginning of the Reflect and Connect course and found it to be a useful resource.

My Résumé

History

Employment History

Start date	End date	Position
2001	2002	ESL and Literacy Tutor, NMIT, Epping
2003	2007	ESL and Literacy Tutor, Labor Living and Learning Centre
2003	2005, 2007	ESL Tutor, Sussex Neighbourhood House, North Coburg
2003	2005	Literacy Tutor, Preston and Reservoir Adult Community Education (PRACE)
2005	2005	Basic Computers Tutor, Robinson Neighbourhood House, Coburg
2007	2007	ESL Tutor (English for Work AIEOP), Victoria University TAFE, Sunshine
2007		ESL, Literacy and Pre-Accredited Tutor, Glenroy Neighbourhood Learning Centre

Employability Skills - A GNLC Pre-accredited Program

Liz Diamond ePortfolio tasks by Liz

Liz Diamond ePortfolio tasks

My E-Idea Statement- my learning goal
<http://mzlccy.globe2.vic.edu.au/2011/03/r330ts-6m-for-the-e-learning-statement/>

Mind Map - Using Web2.0 technology
915.388/blog/web2.jpg
 92,103 | Monday, 02 May 2011 | Details

Diagram of my Personal support network
800.56ppp/wnk2.jpg
 42,263 | Monday, 02 May 2011 | Details

Connecting & reflecting with Blogs
<http://mzlccy.globe2.vic.edu.au/2011/04/028/blogging-my-experiences/>

My ePortfolio folder tree
<http://mzlccy.globe2.vic.edu.au/2011/04/15/4/>

My journey - A few tasks
 On this page you will find links to work I have undertaken during this course.

The connection allows the opportunity for reflection

Profile Information
 What a journey - what a few months. How all I need is time and opportunity to practice what I have learnt.

- First Name: Liz
- Last Name: Diamond
- Blog Address: <http://mzlccy.globe2.vic.edu.au/>

Team B Wiki task - Audio report created by me
<http://mzlccy.globe2.vic.edu.au/2011/04/029/12more-wiki-thoughts-en-audio/>

Farewell to our team
<http://mzlccy.globe2.vic.edu.au/2011/04/029/12more-wiki-thoughts-en-audio/>

My Professional Learning Network journey



Gary's view

Profile information

Name: Gary Bausch

Born: Melbourne, Australia

Resides: Yarrawonga, Victoria

Occupation: Trainer/Assessor

Industry: Hospitality

Email address: garyjbau@hotmail.com

Volunteer activities

- Cub Scout Leader 20 years
- SES member 3 Years
- Junior darts coach 2 years
- President Yarrawonga Darts Association 1 year

Hobbies & Interests

- Camping
- Fishing
- Hunting
- Playing competition darts
- Music
- Reading
- Quiz shows

Darts in Yarrawonga



Gary's Blog

<http://reflectandconnect-garybausch.blogspot.com/>

Certificates & awards

Contents:

Name	Description
Cert Adul...ship.jpg	
Jamboree Award 1.jpg	
Jamboree Award 2.jpg	
Jamboree Award 3.jpg	
Jamboree Award 4.jpg	
Wood Badge Award.jpg	

Benefits of E-portfolios in Teaching

- Present work from a remote location
- Presented in a very neat package
- Can be used again for another purpose
 - Another course of study
 - Recognition of Prior Learning for another qualification
 - Job Applications



Dental Hygiene e-Portfolios: Competency-based Education



Una Daly, ePortfolio Coordinator
Phyllis Spragge, Dental Hygiene Director



FOOTHILL COLLEGE

www.foothill.edu

Upgrade. Advance.

Dental Hygiene

Mission and Outcomes



- Educate students who will positively impact the oral health status of the community.
- Highly-ranked 2-year program with state-of-the-art facilities and experienced faculty.
- Earn A.S. degree and qualify to take National Board and State Licensing exam.



Program History

Dental Hygiene Competencies	2000
Portfolios Introduced	2001
First class to graduate (portfolios)	2002
E-Portfolios Introduced	2008
First class to graduate (e-Portfolios)	2009
Accreditation featuring e-Portfolios	2011



Competency-Based Education

Dental Accreditation Mandate



- Program Response
 - Wrote program competencies
 - Integrated competencies with curriculum
 - Chose portfolios for student competency evaluation & capstone project



Four Program Competencies

e-Portfolio Sections

- Process of Care
- Health Education Strategies
- Infection & Hazard Control
- Ethical & Legal Principles



e-Portfolio Student Process

Quarterly

- Upload projects & papers.
- Update reflections for each competency.
- Log patient experiences
- Submit e-Portfolio to instructor for feedback.



Evaluation of e-Portfolios

- Quarterly
 - Reviewed by lead instructor
- After Two Years
 - Reviewed by two to three faculty
- Rubrics:
 - quarterly & final
- Patient competencies
 - Clinic competencies evaluated
 - Research paper reviewed by two faculty



Scoring Rubric for Dental Hygiene Program Competency Portfolios

DH 53: Fall e-Portfolio Review

Turn this form in with your portfolio

Student Name: _____ Portfolio score _____ /100

Rating Scale:

E = excellent, S = Satisfactory, NI = Needs Improvement, U = Unacceptable

Does the e-portfolio specifically document evidence of progressing toward competence for four of the four program competencies?				
	E	S	N	U
Introduction to eportfolio <ul style="list-style-type: none"> Concise, professional introduction statement & appropriate picture of the student. 	5	4-3	2-1	0
Competency 1: DH Process of Care <ul style="list-style-type: none"> Reflection paper (1st quarter) shows evidence of beginning competency in the DH Process of Care. Quality of writing is college level, with no to few errors. Appropriate photo or graphic. 	E	S	N	U
	5	4-3	2-1	0
Competency 2: Health education strategies <ul style="list-style-type: none"> Reflection paper (1st quarter) shows evidence of beginning competency in health education strategies. Quality of writing is college level, with no to few errors. Appropriate photo or graphic. Community service log shows a minimum of 12 hours per quarter of volunteer work & attendance at professional dental meetings. 	E	S	N	U
	5	4-3	2-1	0
Competency 3: Infection & Hazard Control Procedures <ul style="list-style-type: none"> Reflection paper (1st quarter) shows evidence of competency in infection & hazard control procedures. Quality of writing is college level, with no to few errors. Appropriate photo or graphic. Abstract: of a peer reviewed journal article on an infection control or hazard control topic. Citation and formatting are correct. Quality of writing is college level, with no to few errors. Project submitted show depth of understanding & competency in the infection/hazard control competency area. Research is included to support evidence based infection control procedures. References for the project are comprehensive, NLM format. Appropriate photo or graphic. 	E	S	N	U
	5	4-3	2-1	0
	10-9	8-7	6-1	0
	55-52	51-48	47-1	0
Competency 4: Ethical & Legal Principles <ul style="list-style-type: none"> Reflection paper (1st quarter) shows evidence of beginning competency ethical & legal principals of dental hygiene practice. Quality of writing is college level, with no to few errors. Appropriate photo or graphic. 	E	S	N	U
	5	4-3	2-1	0
e-Portfolio Organization: concise & logical organization, visually interesting, appropriate photos & or graphics, brief introduction to each project	5	4-3	2-1	0

Comments:

Dentist Feedback

e-Portfolios

- Focus on skill sets
 - minimize verbose explanations
- Differentiator during interview
 - Students can speak to their experience
- Highlight program's excellent reputation
- Some dental offices are more technologically advanced



Articulation Agreements

evidence of learning

- Health Sciences B.S. (20 units)
 - San Jose State University

- M.S. Dental Hygiene
 - Application component



Student Feedback

- “Portfolios are one of the best tools I ever had for achieving focus & strength. “
- “I like having this tool to show all my work but wish it was easier to use.”



Lessons Learned

- Establish clear guidelines for students
 - Rubrics
 - Professional vs. social
- Make sure of faculty buy-in
 - Choose appropriate projects
 - Discuss evaluation criteria with faculty
- Consider technology skills of students & faculty



Student ePortfolios

Examples

1st Year Student

<http://hyunsohn.efolioworld.com/infectionhazardcontrol>

2nd Year Student

<http://buudanh.efolioworld.com/healthedstrategies>

<http://andreaahaynes.efolioworld.com/healthedstrategies>

2010 Graduate

<http://karenfearnely.efolioworld.com>



Questions & Answers

- Thank you for coming



- Contact Information
 - Una Daly, dalyuna@fhda.edu
 - Phyllis Spragge, spraggephyllis@fhda.edu



Your Health & Learning



Your Health & Learning
Our name in SA

ePortfolio for nursing CPD

Why an ePortfolio for the RDNS CPD Solution?

- In 2010 RDNS Education Centre ran a trial through the Australian Flexible Learning Framework's Implementation Trial funding
- This trial focussed on the nursing student's transition to professional practice
- This gave us the opportunity to see how PebblePad, the ePortfolio system of choice for the trial, could be utilised for managing the new CPD legislation

The CPD legislation

Effective 1 July 2010

- Term is now “hours”, not “points”
- www.ahpra.gov.au

Places responsibility for CPD on individual nurses

- linked to scope, context, and role of practice
- CPD activity must come from a learning plan set by each nurse for themselves

Nurses must be able to produce evidence on demand

- 1st national audit to take place at or around May 2012

CPD activity must be justified as relevant by nurses as individuals

- 3rd party validation/verification should happen but not essential



Your Health & Learning



Your Health & Learning
Our name in SA

Documentation of self-directed CPD

- must include dates
- a brief description of the outcomes
- number of hours spent in each activity
- should be verified

Continuing Professional Development FAQ for nurses and midwives” <http://www.nursingmidwiferyboard.gov.au/FAQ-and-Fact-Sheets.aspx>



Your Health & Learning



Your Health & Learning
Our name in SA

**All evidence
must
demonstrate
that the
nurse or
midwife
has:**

- Identified and prioritised their learning needs, based on an evaluation of their practice against the relevant competency or professional practice standards
- Developed a learning plan based on identified learning needs
- Participated in effective learning activities relevant to their learning needs
- Reflected on the value of the learning activities or the effect that participation will have on their practice

Continuing Professional Development FAQ for nurses and midwives” <http://www.nursingmidwiferyboard.gov.au/FAQ-and-Fact-Sheets.aspx>

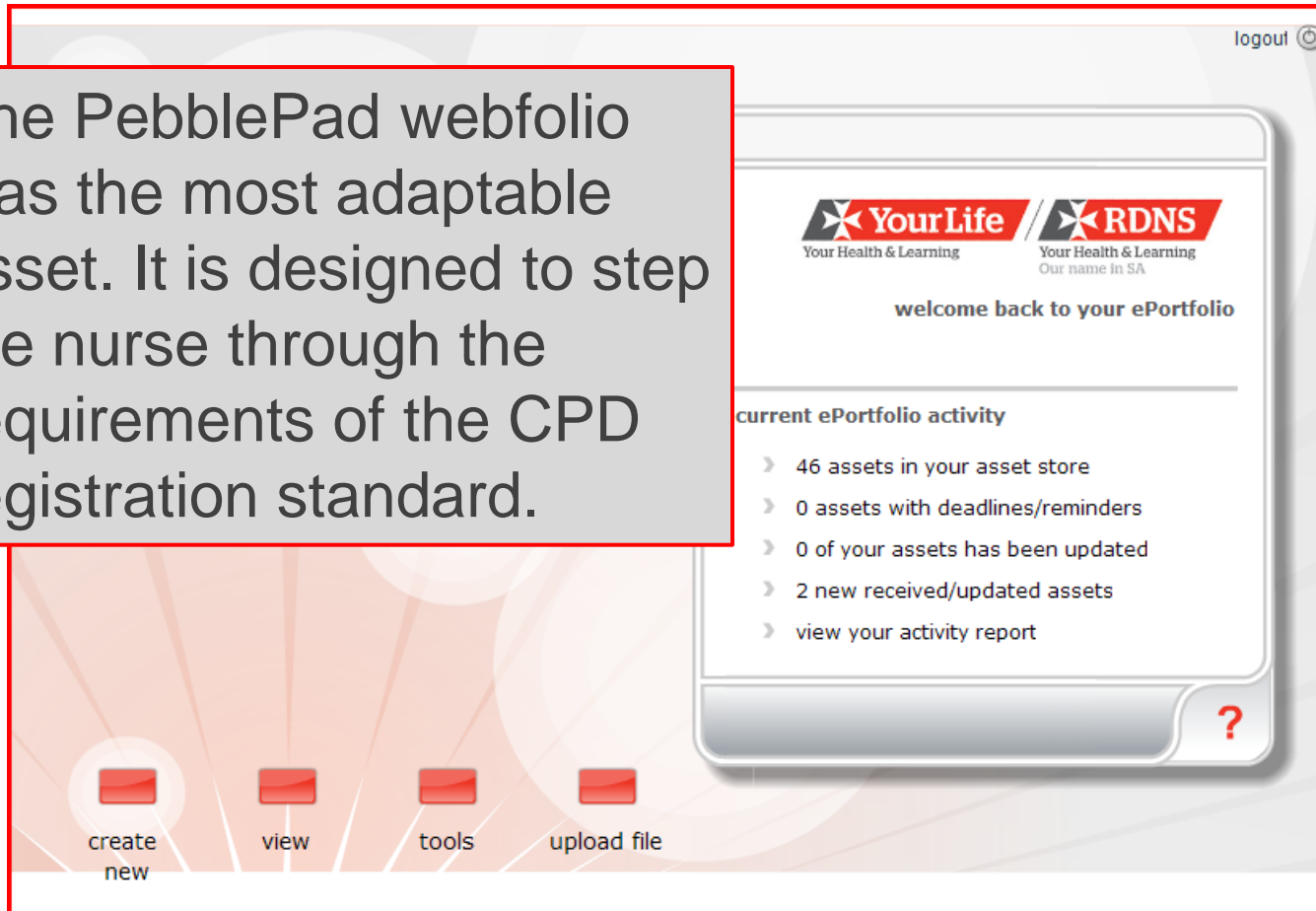


Your Health & Learning



Your Health & Learning
Our name in SA

The PebblePad webfolio was the most adaptable asset. It is designed to step the nurse through the requirements of the CPD registration standard.



We have used a PebblePad form response to enable the nurse to define their context of practice.

The screenshot shows a webfolio page with a sidebar on the left containing navigation links: 'How to Use This Webfolio', 'About the CPD Registration Standard', 'Your Registration Details', 'Context of Practice' (highlighted), 'Identify and Prioritise Your Learning Needs', 'Record Your CPD Hours', and 'Active Learning Hour Examples'. The main content area is titled 'Context of Practice' and includes an 'Edit title & description' link. The form contains the following text and input fields:

Context of Practice

The CPD undertaken needs to relate to your 'context of practice'.

Context of practice refers to the conditions that define an individual's nursing or midwifery practice. Fill out the boxes below to describe the context of your practice.

Once you have filled out the boxes below, click on the Save button at the bottom of the page. To make changes or add more detail, click on 'Edit Response' at the bottom of the page

The type of practice setting (e.g. healthcare agency, educational organisation, private practice)

Public Hospital

The location of the practice setting (e.g. urban, rural, remote)

Metropolitan

The characteristics of patients or clients (e.g. health status, age, learning needs)

Health Status: critical
Age: adult

How to Use This Webfolio

About the CPD Registration Standard

Your Registration Details

Context of Practice



















Identify and Prioritise Your Learning Needs

Learning Needs

By clicking on the first icon next to Learning Need, you can name each learning need. Each time you hover the cursor over this icon the name of each need will appear so you can easily identify each learning need.

Next, click on the icon to the right of the learning need name and choose 'Create an action plan to help me work towards this ability'. Use the 'Edit and Description' link to prioritise the need and link it to the relevant professional standard(s). A copy of the standards can be found on the second page of this webfolio.

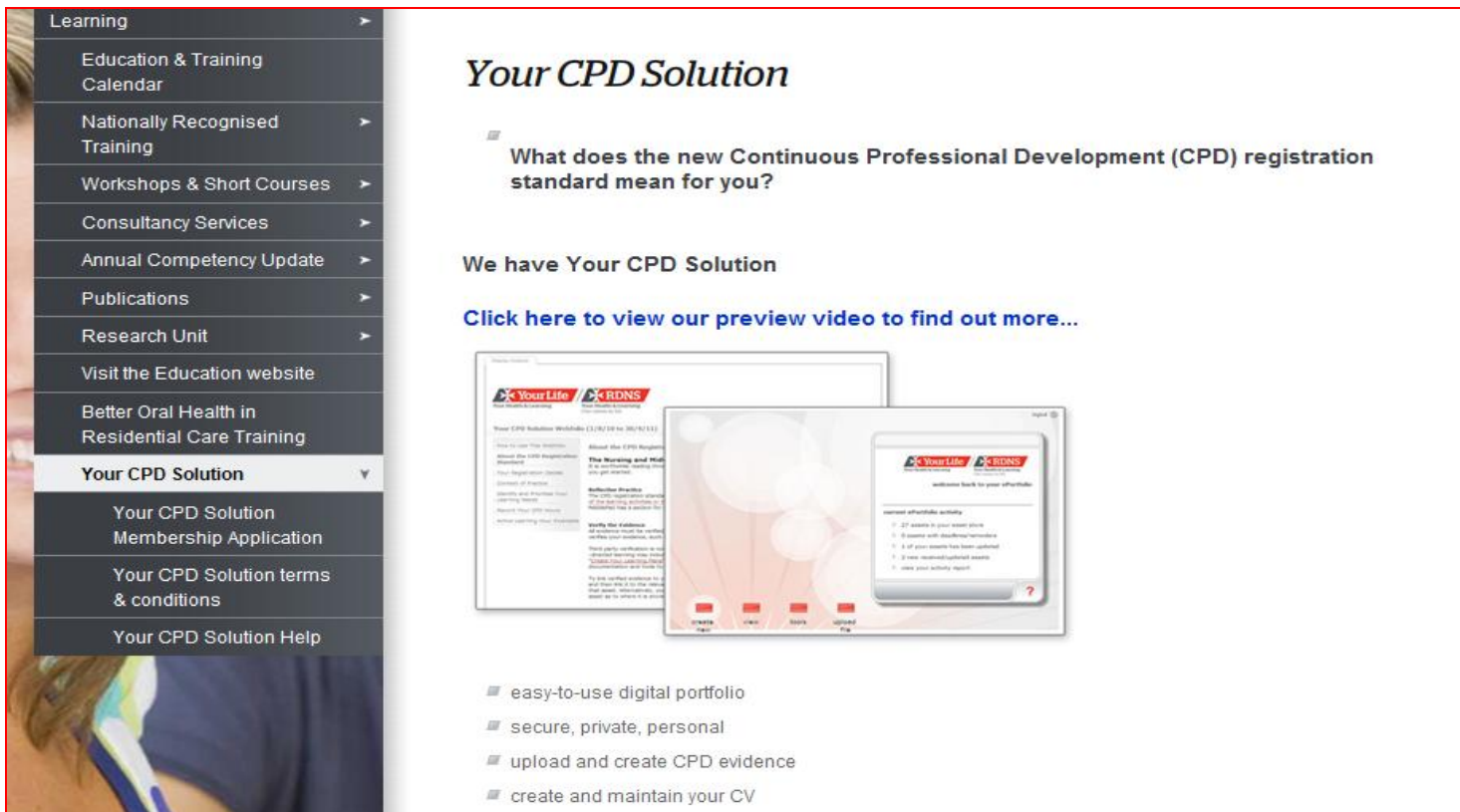
You can return to this page as the year progresses to make further changes and add more 'evidence' in the form of assets you create as you complete each CPD activity.

Learning Need Wound Management	     
Learning Need Palliative Care Skills	     
Learning Need PICC lines	     

We have used a PebblePad profile to allow the nurse to use Action Plans, link their professional practice standards and add each CPD hour.

Your CPD Solution

www.yourliferdns.org.au/yourcpd



Learning


- Education & Training Calendar
- Nationally Recognised Training
- Workshops & Short Courses
- Consultancy Services
- Annual Competency Update
- Publications
- Research Unit
- Visit the Education website
- Better Oral Health in Residential Care Training
- Your CPD Solution**
- Your CPD Solution Membership Application
- Your CPD Solution terms & conditions
- Your CPD Solution Help

Your CPD Solution

- What does the new Continuous Professional Development (CPD) registration standard mean for you?

We have Your CPD Solution

[Click here to view our preview video to find out more...](#)



- easy-to-use digital portfolio
- secure, private, personal
- upload and create CPD evidence
- create and maintain your CV



Your Health & Learning



Your Health & Learning
Our name in SA

Your CPD Solution

www.yourliferdns.org.au/yourcpd

Your CPD Solution Help


The Your CPD Solution webfolio is designed to help you fulfill your CPD legislation requirements. Click on the buttons below to view help videos which explain more about how to use the webfolio.

- [Logging in and resetting your password \(video\)](#)
- [Logging in and resetting your password \(printable version\)](#)

- [Getting familiar with the webfolio \(video\)](#)
- [Getting familiar with the webfolio \(printable version\)](#)

- [Define your learning needs and develop your learning plan \(video\)](#)
- [Define your learning needs and develop your learning plan \(printable version\)](#)

- [How to link and add your CPD hours \(video\)](#)
- [How to link and add your CPD hours \(printable version\)](#)



What's next?

- PebblePad is releasing a major upgrade next year, PP3
- RDNS Education Centre is going to run sessions in the computer lab for nurses, with emphasis on how to make the link between learning needs and professional practice standards
- How will nurses take to the digital solution?



Your Health & Learning



Your Health & Learning
Our name in SA



Your Health & Learning



Your Health & Learning
Our name in SA

Your CPD Solution

www.yourliferdns.org.au/yourcpd

YourCPD@rdns.org.au



<http://www.flickr.com/photos/12836528@N00/2511369048>

ePortfolio in the cloud

Sarah Stewart



What is cloud computing?



<http://www.flickr.com/photos/lrargerich/3366007510/>

I reflect on my practice &
professional development in my
blog:

<http://sarah-stewart.blogspot.com/2010/02/midwifery-documentation.html>

Showcase my professional development on websites such as:

- Slideshare - <http://www.slideshare.net/sarahs>
- YouTube - <http://www.youtube.com/user/sarahmstewart>
- BlipTV - <http://sarahmstewart.blip.tv>

Collect feedback from others in
Delicious:

<http://www.delicious.com/sarahmstewart/sarahstewart>

All these elements are collected &
presented in my ePortfolio wiki:

<http://sarahstewart-eportfolio.wikispaces.com>



Allows me to
be
transparent

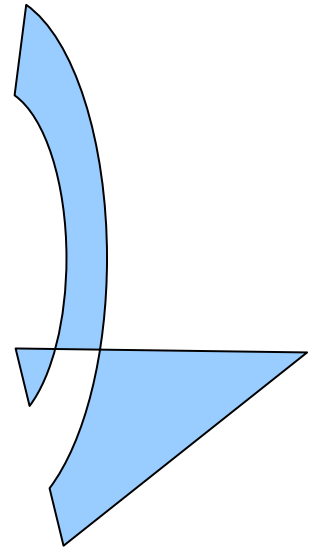
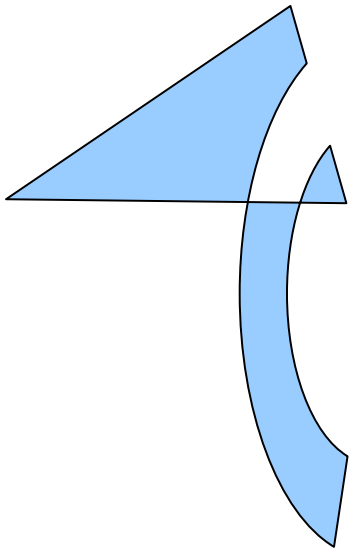
Supports my accountability to
wider community




Continuous cycle of quality improvement

Sharing

Feedback



ePortfolio in the cloud is portable & under my control



<http://www.flickr.com/photos/30008272@N00/85220007>

Mindful of confidentiality



<http://www.flickr.com/photos/37961843@N00/3655601932>

A close-up photograph of a hand holding a green marker, positioned above the word "privacy" which is written in black lowercase letters on a white surface. The background is slightly blurred, showing the hand and the marker's tip.

Consider privacy & security
of personal information

privacy

<http://www.flickr.com/photos/11121568@N06/4105726930>



My experience at my bi-annual New Zealand College of Midwives' Review 2010



Professionals must be supported to
develop an ePortfolio

A brown teddy bear is sitting on a plaid blanket, looking at an open laptop computer. The bear is wearing a small white bow tie. The scene is set in a room with a white pillow and a dark red wall in the background. The lighting is warm and indoor.

Digital literacy skills for all involved with ePortfolios

<http://www.flickr.com/photos/35237096015@N01/24604141>




Strategies for dealing with confidentiality

<http://www.flickr.com/photos/48819968@N00/2925295583>

Strategies for private ePortfolios in
the cloud as well as public





ePortfolios in the cloud gives you
full ownership & portability.
Issues of confidentiality & privacy
must be managed carefully, as well
as digital literacy

Presentation is available:

<http://www.slideshare.net/sarahs>

sarahstewart07@gmail.com

<http://sarah-stewart.blogspot.com>


Twitter: SarahStewart

Skype: sarah.m.stewart

« [Back to Eportfolio_conversations](#) [Report abuse](#) [More actions](#) » « Unread ‹ Newer 1 of 86 Older › Unread »

Eportfolio month: May webinars 2 posts by 1 author [Overview](#) [Discussion](#)

[Link to this topic](#) [Email updates to me](#) [Refresh](#) View: [Tree](#) | [Flat](#) [Collapse all](#)

 **me** (Coach Carole [change](#)) [Show activity](#) 8:32 AM (2 hours ago)

Webinar May 2 : Eportfolio Communities of Practice - discussion

G'day Eportfolio practitioners!

Thought I'd post a quick virtual intro to today's event on '**Strategies for Creating/Maintaining local E-portfolio Communities of Practice**'. Feel free to introduce yourself here to other attendees or discuss good ideas before or after our session.

1. From your experience, what tools and strategies help to create communities of practice?
2. Based on this session, which tool(s) or strategies might you consider using to help engage and network with your communities of practice?

Today's session:

May 2 at 17:00 AEST Sydney time (12.00 am Los Angeles 1 May PST)

- 17:00 Welcome & Introductions
- 17:10 Presentation one Ken Gooding for eWorks VIC
- 17:30 Presentation two Rodney Lofts for the Melbourne Moodle User Group
- 17:50 Presentation three Allison Poot for PebblePad, TAS
- 18:10 Presentation four Sarah Chesney UK project officer for a JISC funded project - the e-portfolio community of practice
- 18:30 Wind up and thank yous

Come and join us here: <http://tinyurl.com/29tyzrz>

<http://conversations.epcop.net.au>

Carole McCulloch: VET Eportfolio Community of Practice



VET E-portfolios

Community of Practice

TRADES



Implementing

Next webinars in May: 17 and 23

<https://sites.google.com/site/eportfoliocommunity/events-actions-2011/eportfolio-month-may-2011>



VET E-portfolios

Community of Practice

Thank you for joining us!

VET Eportfolios CoP

 Search this site

Join the Group

Google groups

Eportfolio_conversations

[Visit this group](#)

Community Planning Pages

[Home](#)

▼ Announcements

▼ Events & Actions

ePortfolio Month : May 2011

[Registration for Webinars](#)

[EAC: Call for papers](#)

[Community conversations](#)

[Contact Me](#)

▼ Connecting Communities

[Eportfolio Case Studies](#)

[Eportfolio Documents](#)

[Eportfolio Images](#)

['Doing EP Locally'](#)

[Events & Actions >](#)

ePortfolio Month : May 2011

Four Themed Elluminate Webinars

A series of four sessions promoting local or 'disciplinary' themed events - one per week. These will be scheduled for different times on each of those days to suit our international guest speakers. EpCoP joins with E-gems for the fourth in the series on May 23: e-Gems session – Strategies for implementing e-portfolios in your organisation

Get your promotional materials from the attachments below.

Webinar Schedule:

May 1/2: Strategies for Creating/Maintaining local Eportfolio Communities of Practice

May 2 at 5:00 pm Sydney time (12.00 pm Los Angeles 1 May PST; 07:00 am London 2 May GMT)

1. Ken Gooding for eWorks, VIC
2. Rodney Lofts for Melbourne Moodle Users Group, VIC
3. Alison Poot for PebblePad, TAS

Visit the EpCoP at: <http://epcop.net.au>